



TMS Directory

Product Data Sheet

Published date: April 2017
TMS Directory version: 2.0.2

Product Overview

The purpose of the TMS directory is to generate a web directory of video end points present in your Cisco TelePresence Management Suite (TMS) system. The directory is accessible from any web browser and could be define as a custom tab in Cisco Jabber.

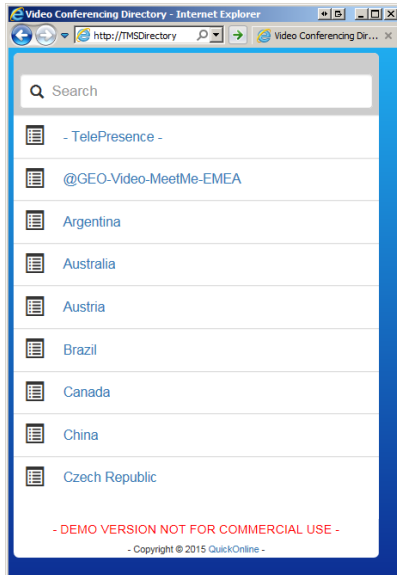


Figure 1: TMS Directory from Internet Explorer.

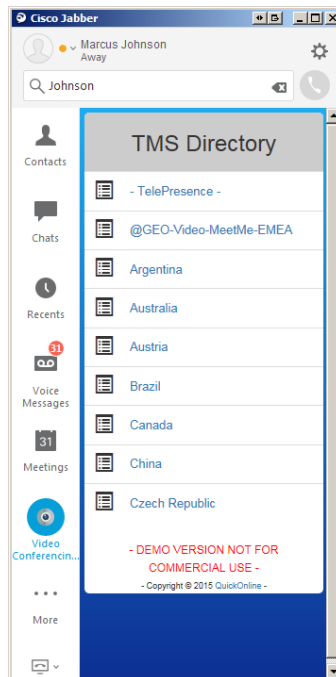


Figure 2: TMS Directory from Cisco Jabber custom tab with title.

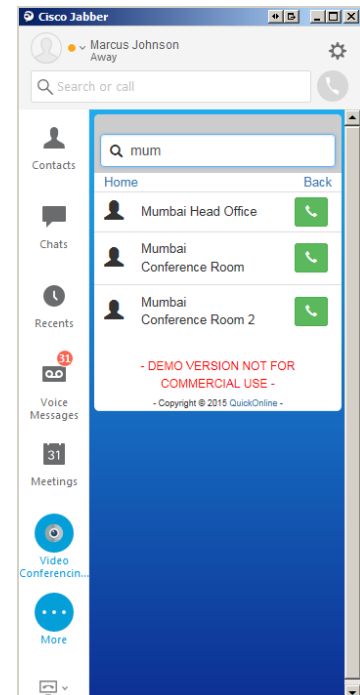


Figure 3: TMS Directory from Cisco Jabber custom tab with search results.

Features & Benefits

Business Benefits

- Offer an easy and intuitive experience to search for directory entries.
- Increase productivity by offering an efficient access to the right number to dial.
- Decrease time to locate a directory entries thanks to search.
- Avoid mistakes due to administration of static directories.

End user features

- **Navigation:** Simple and intuitive navigation across directories structures replicating the local navigation available on TMS end points from the company.
- **Click to Call:** Ability to click and dial a selected entry of the directory.
- **Search:** Query the directories for specific entries matching a search pattern.

Administrator features:

- **Dial Protocols:** Selection of which dial protocol(s) to be displayed in the directory including the ability to display multiple dial entries.
- **Search activation:** Enable or disable the search box allowing end users to query the various directories available.
- **Customisable display:** Select which node of a directory should be considerate as the root and which entries to hide.
- **Title:** Customisation of the directory title to reflect the corporate language in use.

System Requirements

The TMS directory is compatible with the Cisco TelePresence Management Suite (TMS) version 13.1.0 and above.

The following prerequisites are needed for the server hosting the TMS directory:

- Windows 2008 server or higher
- Microsoft IIS server v7.0 or higher
- Microsoft .Net Framework v4.0 or higher

Product Architecture

The below schema provide an overview of the product architecture

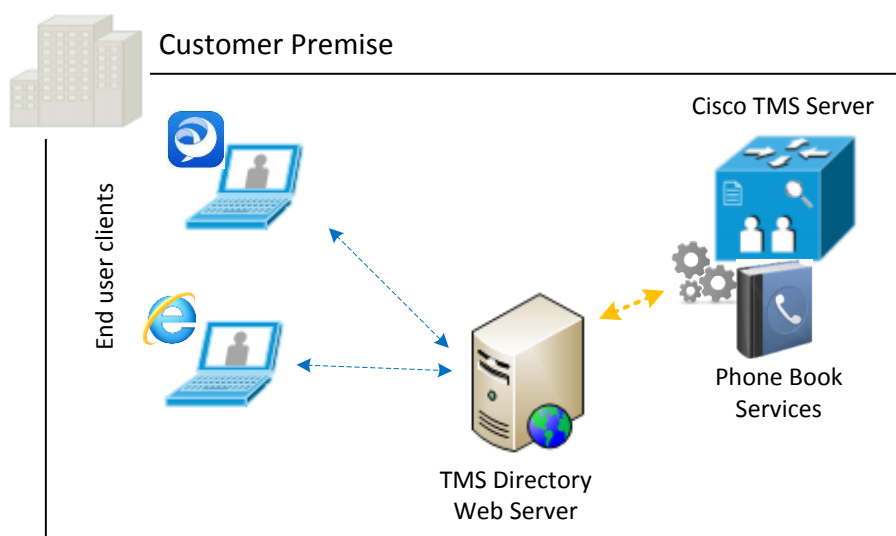


Figure 4: TMS Directory Product Architecture

Access to demo

A demo version of the solution is available under <http://www.quickonline.ch/tmsdirectory4jabber/> and could be used to evaluate the solution.

The download area can be access by any authenticated user. To create a free account, browse <http://www.quickonline.ch/accountregistration/> and fill the registration form using a valid email address. Account information are delivered by email within 2 hours following the request.

The following restriction apply to the demo version:

- Restriction to 10 entries per directory
- Banner message applied at the bottom of the directory

Ordering Information

The TMS Directory is delivered with a license and a maintenance package allowing access to major and minor upgrades as well as access to the support. Various price plans are available depending on the amount of end points to be present in the directory. Refer to www.quickonline.ch to see which plan is best according to your need.

To order the TMS Directory, please select the adequate price plan available from www.quickonline.ch and place your order from the site. Upon validation of your order, license information will be provided in an electronic format by email.

Access to support

Technical support could be obtained by using support@quickonline.ch. Support is provided within 48 hours upon receiving the request. Resolution time will depend from the nature and categorisation of the of case.

Product Feedback & Inquiries

Submit any feedback or product inquiries through <http://www.quickonline.ch/contact/>. Select the corresponding products from subject dropdown menu.